


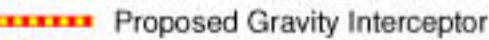






Edina/Richfield Area Proposed Sanitary Sewer Improvements

Legend

-  Meters
 -  Junction Chamber
 -  Flow Splitting/Joining Structure
 -  Proposed Gravity Interceptor
 -  Possible Alternative Route
- Existing Interceptors**
- SYMBOL**
-  Gravity
 -  Forcemain
 -  Siphons

0 1,000 2,000 Feet

